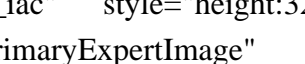
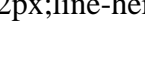
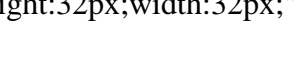
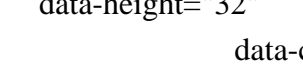
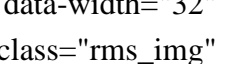


Triacylglycerol as major energy storage not carbohydrates

What is the role of triacylglycerols in energy storage?

Triacylglycerols play a major role in energy storage in animals, where they are deposited in adipose tissue.

What does fermentable oligosaccharides, disaccharides, monosaccharides, and polyols mean?

Dr. Tribhushan V. Rambhatla

Doctor of Medicine (MBBS) · 1.5 years of exp

Fermentable oligosaccharides, disaccharides, monosaccharides, and polyols (FODMAPs) are a group of short-chain carbohydrates that are poorly absorbed in the small intestine. These carbohydrates are then fermented by bacteria in the large intestine, which can produce gas, bloating, and other digestive symptoms in some people.

Why is glycerol a key metabolite for triacylglycerol formation?

Glycerol is a key metabolite for triacylglycerol formation. (a) In circumstances of negative energy balancesuch as fasting and exercise,triacylglycerol is hydrolysed to glycerol and FFAs,which are released into the bloodstream.

Why is triacylglycerol metabolism important?

The regulation of triacylglycerol metabolism is an important part of intermediary metabolism. A greater appreciation of this regulation would help to alleviate or prevent several clinical conditions, including fatty liver, diabetes, obesity, hyperlipidemias, and atherosclerosis. © 1991 Elsevier Science Publishers B.V. All rights reserved.

Are triacylglycerols biologically inert?

Triacylglycerols per se are biologically inert. While triacylglycerols are essential for normal physiology, an excessive accumulation in human adipose tissue and other organs results in obesity and other health problems, including insulin resistance, steatohepatitis and cardiomyopathy.

Why does dietary triacylglycerol end with 2-monoacyl glycerin?

About 85% of the digestion of dietary triacylglycerol in nonruminant animals ends with the formation of 2-monoacylglycerol, since pancreatic lipase is unable to hydrolyze the ester bond at position-2.

Triacylglycerol as major energy storage not carbohydrates

After a very heavy, fatty meal, your bloodstream may contain so many triglyceride particles that a blood sample may have a milky tint. But within a few hours, they're mostly cleared out. When you need energy between meals, hormones release the stored triglycerides into the bloodstream. Your liver also converts carbohydrates into triglycerides.

Explain the major functions of each macromolecule. Protein- no "main function" because proteins do so much Carbohydrates- energy storage (short term) Lipids- energy storage (long term) Nucleic Acid: Informational molecule that stores, transmits, and ...

A new lipase in regulating lipid mobilization: hormone-sensitive lipase is not alone. Daniel M. Raben, Joseph J. Baldassare, in Trends in Endocrinology & Metabolism, 2005 Triacylglycerols are a major source of stored energy. Energy is released from these lipids by hydrolysis followed by oxidation, primarily α -oxidation, of the liberated free fatty acids at times of systemic energy ...

Lipids that store energy are called triglycerides many organisms, extra carbohydrates (polymers made of simple sugars like glucose) are stored as triglycerides in fat tissue.. Triglycerides are excellent long-term energy storage molecules because they will not mix with water and break down. We can also eat them (in delicious fried foods) and break them down to get energy.

Why would plants store their energy as carbohydrates and not as fats, ... which is likely the reason that triacylglycerols rather than glycogen were selected in evolution as the major energy reservoir. Consider a typical 70-kg man, who has fuel reserves of 100,000 kcal (420,000 kJ) in triacylglycerols, 25,000 kcal (100,000 kJ) in protein ...

In addition to the functions mentioned above, when energy is needed, fat can also be broken down for energy. Glucagon (released during fasting) or epinephrine (released during exercise) activates adipose triglyceride lipase (ATGL), hormone-sensitive lipase (HSL), and monoglyceride lipase (MGL) for fatty acid liberation.

2.1. Biosynthesis of Triacylglycerols. Three main pathways for triacylglycerol biosynthesis are known, the sn-glycerol-3-phosphate and dihydroxyacetone phosphate pathways, which predominate in liver and adipose tissue, and a monoacylglycerol pathway in the intestines maturing plant seeds and some animal tissues, a fourth route has been ...

There are many advantage of Triacylglycerol for energy storage compared to glycogen- Triacylglycerol is hydrophobic which excludes water taking up less space. They store the energy that his more than two times of carbohydrates. Glucose and glyco ...View the full answer

Energy storage. The long hydrocarbon chains contain many carbon-hydrogen bonds with little oxygen

Triacylglycerol as major energy storage not carbohydrates

(triglycerides are highly reduced). So when triglycerides are oxidised during cellular respiration this causes these bonds to break releasing energy used to produce ATP; Triglycerides therefore store more energy per gram than carbohydrates and proteins ...

Like carbohydrates, fats have received a lot of bad publicity. It is true that eating an excess of fried foods and other "fatty" foods leads to weight gain. However, fats do have important functions. Many vitamins are fat soluble, and fats serve as a long-term storage form of ...

Triglycerides are the primary components of adipose tissue (body fat), and are major constituents of sebum (skin oils). They play an important metabolic role, serving as efficient energy-storage molecules that can provide ...

Rather, lipid energy storage is drawn on once carbohydrates (which are stored as glycogen) are depleted, according to Michigan Medicine, at the University of Michigan. Advertisement The recommended fat consumption for adults is 20 to 35 percent of your total calories, states the Cleveland Clinic. By type of fat, the recommendations are:

Insulin signalling is uniquely required for storing energy as fat in humans. While de novo synthesis of fatty acids and triacylglycerol occurs mostly in liver, adipose tissue is the primary site for ...

Fatty acids are not typically found free in nature, instead they are found in triglycerides. Breaking down the name triglyceride tells a lot about their structure. ... Provide energy; Primary form of energy storage in the body; Insulate and protect; Aid in the absorption and transport of fat-soluble vitamins. A triglyceride is formed by three ...

Carbohydrates are important cellular energy sources. They provide energy quickly through glycolysis and passing of intermediates to pathways, such as the citric acid cycle, amino acid metabolism (... 8.8: Carbohydrate Storage and Breakdown - Chemistry LibreTexts

To efficiently and safely store large amounts of FAs in cells and tissues, they are covalently esterified to the trivalent alcohol glycerol to yield triacylglycerols, commonly called ...

Triacylglycerols play a major role in energy storage in animals, where they are deposited in adipose tissue. This chapter describes the biosynthesis of triacylglycerols, digestion, absorption, and transport of lipids, control of triacylglycerol synthesis, metabolism of triacylglycerols when the action of insulin is high, and metabolism of triacylglycerols when the ...

Triacylglycerol (TAG) is the major storage component for fatty acids, and thus for energy, in eukaryotic cells. In this mini-review, we describe recent progress that has been made with the yeast *Saccharomyces cerevisiae* in understanding formation of TAG and its cell biological role. Formation of TAG involves the synthesis of

Triacylglycerol as major energy storage not carbohydrates

phosphatidic acid (PA) and diacylglycerol ...

Study with Quizlet and memorize flashcards containing terms like Which of the following statements regarding triglyceride molecules is false? A) Triglycerides are hydrophilic. B) Triglycerides consist of three fatty acids attached to a glycerol molecule. C) Triglycerides are a type of fat. D) Triglycerides play a role in energy storage., Fatty acids with double bonds ...

Triacylglycerols are composed of a glycerol molecule that has been esterified with three molecules of fatty acids (Figure 1). If the glycerol is only esterified with two molecules of fatty acids, the resulting glycerolipid is named diacylglycerol. Analogously, when the molecule of glycerol is esterified with one molecule of fatty acid, the resulting glycerolipid is named monoacylglycerol.

Web: <https://www.sbrofinancial.co.za>

Chat

online:

<https://tawk.to/chat/667676879d7f358570d23f9d/1i0vbu11i?web=https://www.sbrofinancial.co.za>